


# Gianna Chair

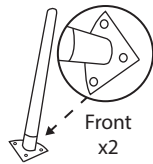
Part # CH-JY-GNN XX

15-1207

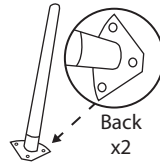
## PARTS



A



B



C

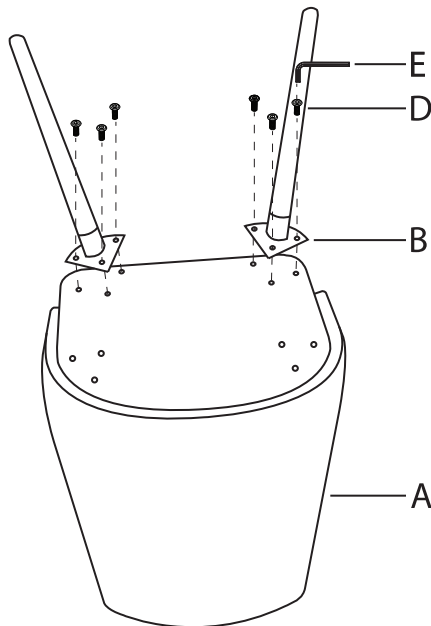


D

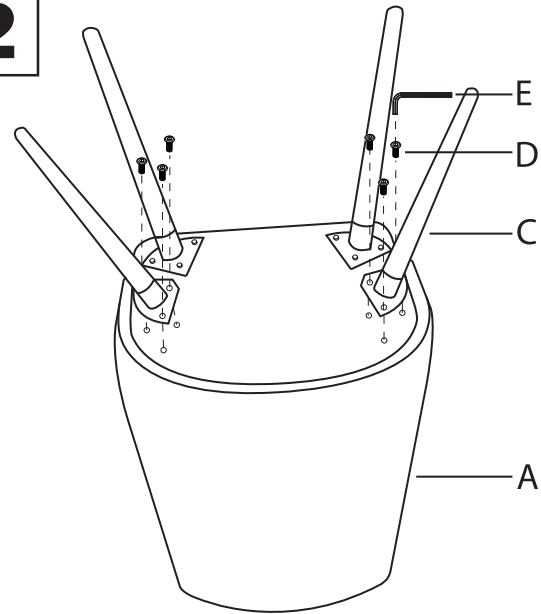


E


1



2



3



Do not over tighten.  
Do not use power tools to assemble.

### WARNING:

- DO NOT STAND ON OR USE THIS STOOL AS A STEP LADDER.
- THIS STOOL IS MEANT TO SEAT ONLY ONE PERSON AT A TIME
- ALL BOLTS, SCREWS, AND KNOBS MUST BE TIGHTLY SECURED, AND SHOULD BE CHECKED AT LEAST EVERY 4 MONTHS.
- IF PARTS ARE MISSING, BROKEN, DAMAGED OR WORN, THEN STOP USING THE PRODUCT UNTIL REPAIRS ARE MADE USING FACTORY AUTHORIZED PARTS.