

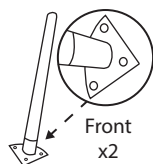
## Anabelle Chair

Part # CH-ANBEL WL XX

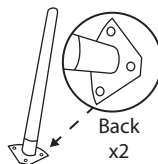
17-1113

**PARTS**

A



B



C

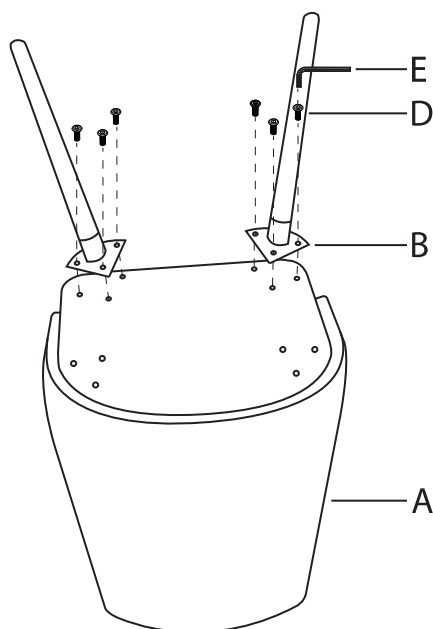
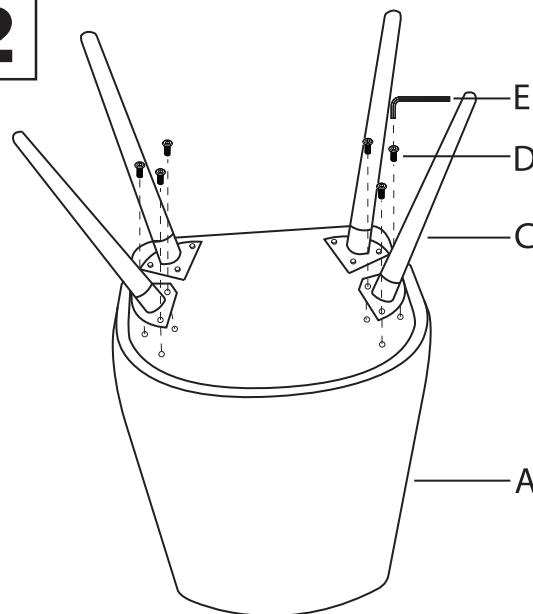



x12

D



E

**1****2****3**Do not over tighten.Do not use power tools to assemble.**WARNING:**

- DO NOT STAND ON OR USE THIS STOOL AS A STEP LADDER.
- THIS STOOL IS MEANT TO SEAT ONLY ONE PERSON AT A TIME
- ALL BOLTS, SCREWS, AND KNOBS MUST BE TIGHTLY SECURED, AND SHOULD BE CHECKED AT LEAST EVERY 4 MONTHS.
- IF PARTS ARE MISSING, BROKEN, DAMAGED OR WORN, THEN STOP USING THE PRODUCT UNTIL REPAIRS ARE MADE USING FACTORY AUTHORIZED PARTS.